

BEVAN

VEHICLE COMPLIANCE KITS



All of the equipment required for vehicles to enter construction sites and restricted traffic areas is included in the Bevan Vehicle Compliance Kit. We have outlined and summarised the standards that your company will need to meet and how the Bevan Vehicle Compliance Kit will help you comply.

24 March 2016 – Please note that the standards and vehicle requirements for the aforementioned certifications are constantly being updated and therefore this document contains the correct information in relation to its publish date.



CONTENTS

BEVAN VEHICLE COMPLIANCE KIT.....	3-8
→ Introduction	
→ Whats included in the Bevan Vehicle Compliance Kit?	
FORS.....	9-11
→ What is FORS?	
→ How do you achieve the FORS standard?	
→ What are the benefits?	
CLOCS.....	12-14
→ What is CLOCS?	
→ How do you achieve the CLOCS standard?	
→ What are the benefits?	
LONDON SAFER LORRY SCHEME.....	15-17
→ What is the London Safer Lorry Scheme?	
→ How do you comply?	
→ What are the benefits?	
CROSSRAIL.....	18-20
→ What is Crossrail?	
→ What do you require?	
→ What are the benefits?	
GET IN TOUCH.....	21

INTRODUCTION

In line with recent specifications that state vehicles must have safety equipment fitted in order to enter and operate on construction sites and restricted traffic areas, Bevan offers Vehicle Compliance Kits that you can purchase to comply with individual or multiple standards.

These comply with FORS, CLOCS, London Safety Lorry Scheme and Crossrail. Should you need any further support or assistance, our friendly team will be happy to help you along the way.



FORS Standard

An accreditation scheme delivering safety, environmental and efficiency benefits for fleet operators by encouraging the adoption of best practice industry standards.



CLOCS Standard

A standard enabling a fair and consistent approach to managing safety beyond the site gate, aiming for zero harm across all construction operations.



London Safer Lorry Scheme

A scheme in line with the Mayor and Transport for London's commitment to make London's roads safer for all, by ensuring that only lorries with basic safety equipment fitted can be allowed on London's roads.




Crossrail

A specification of safety equipment that needs to be fitted to a vehicle before it is delivered to a Crossrail site in London.

Our safety kits supply all of the necessary safety features and equipment for your vehicle so you can enter and operate on the worksite quickly and easily.

WHAT'S INCLUDED IN THE BEVAN VEHICLE COMPLIANCE KITS?

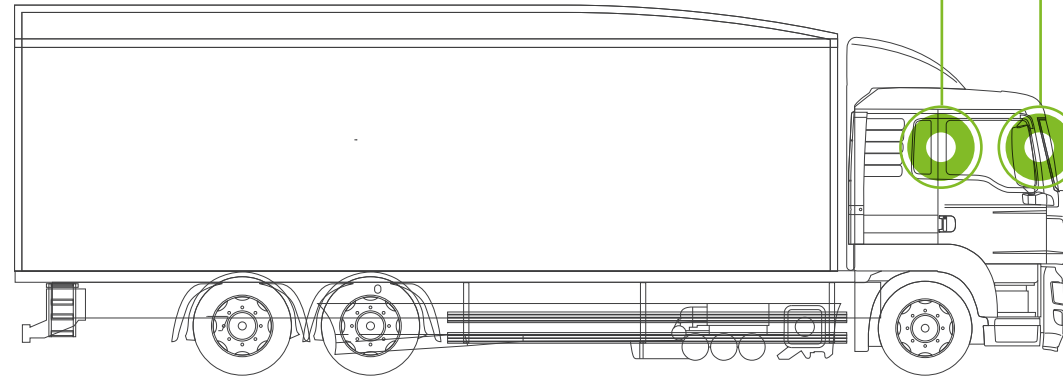
See all the items that we can provide and fit as part of our Bevan Vehicle Compliance Kits.



Fresnel Lens



Side Camera System



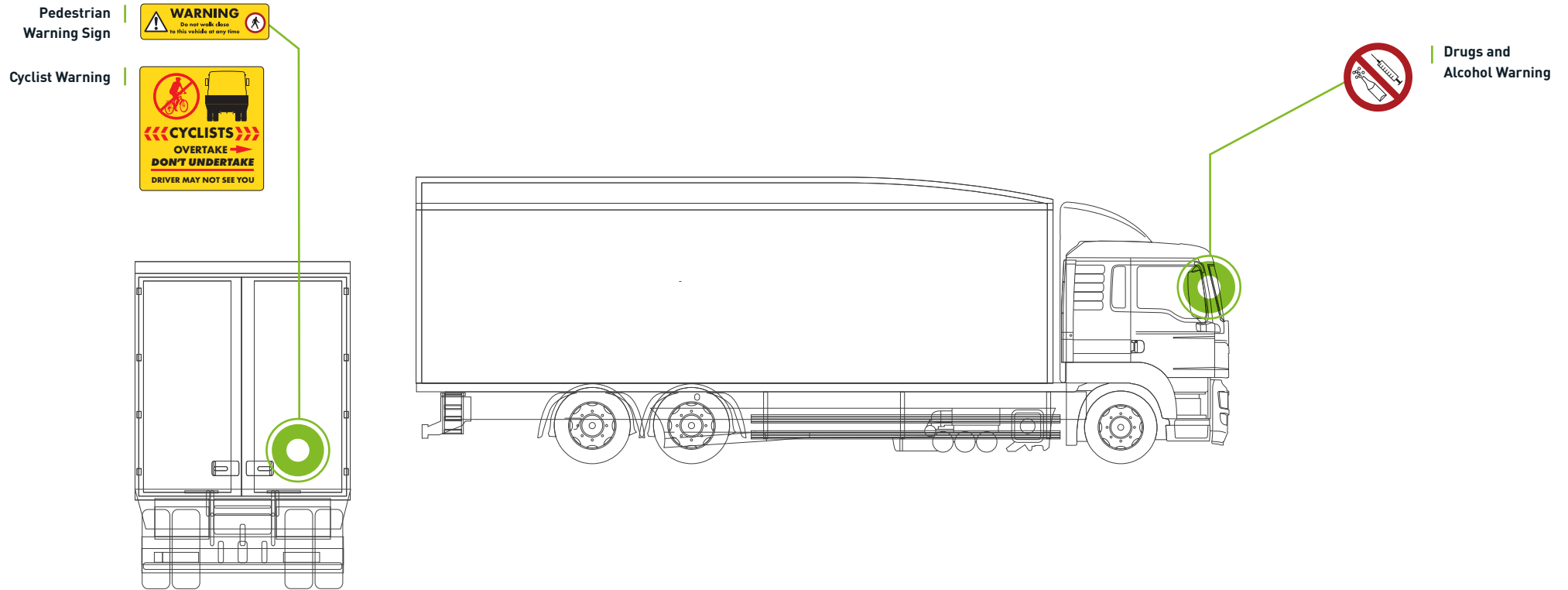
Class VI Mirror

Reversing Camera

Mirrors and Visual Aids

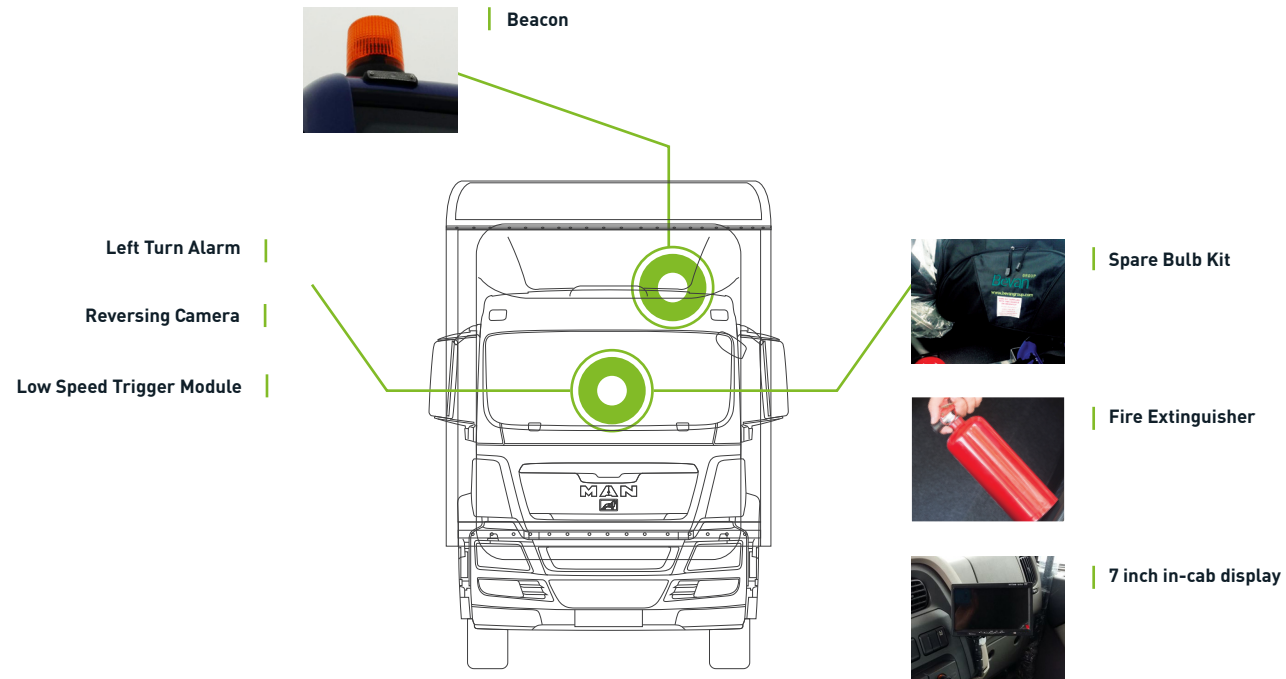
Item	Location	Purpose
Class VI mirror	Front of cab	Improve visibility of front blind spot
Fresnel lens	Side window	Front blind spot visibility additional visual aid
Reversing camera	In cab	Improve visibility of rear of vehicle whilst reversing
Side camera system*	Side window	Increase the visibility of the vehicles. Alternative to fitting fresnel lens

* When the vehicle is left hand drive, these items should be fitted to the off-side of the vehicle.



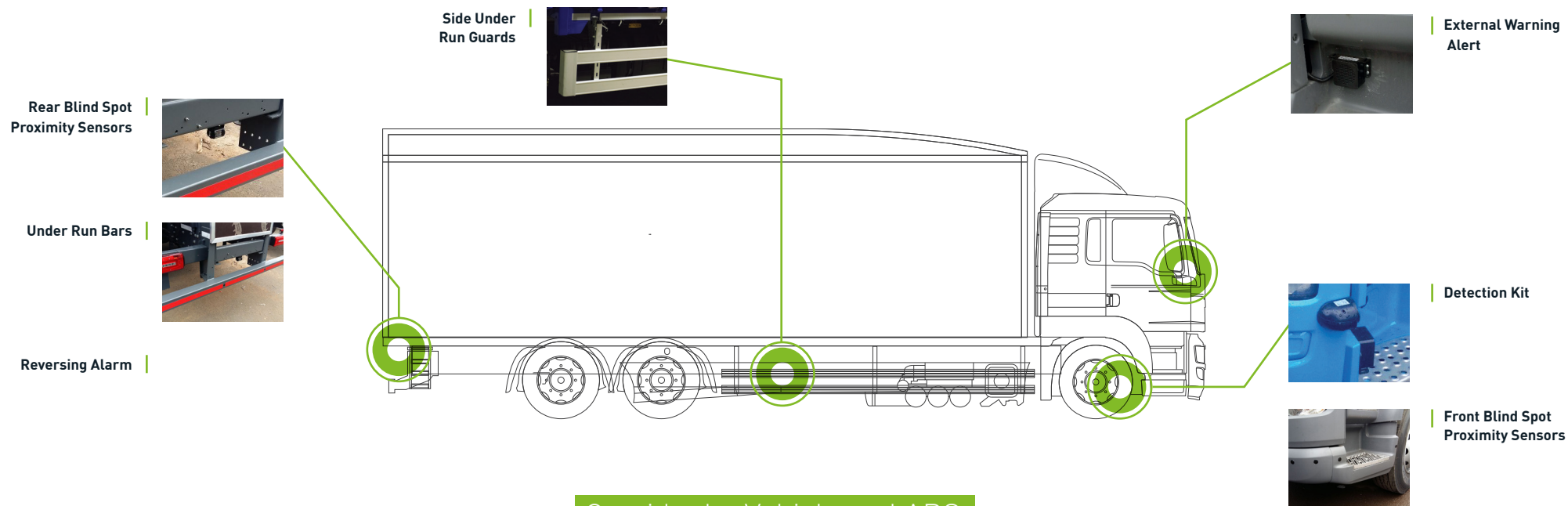
Stickers, Signs and Decals

Item	Location	Purpose
Cyclist warning sign	Rear nearside	Improve awareness of risks
Drugs and alcohol warning	In the cab	Reminder to driver
Pedestrian warning sign	Near side only	Improve awareness of risks



Lighting & Inside the Cab

Item	Location	Purpose
7 inch in-cab display	In the cab	In conjunction with reverse camera
Beacon	Top of cab	Improve visibility whilst on site or manoeuvring
Fire extinguisher	In the cab	To extinguish a fire
Left turn alarm	In the cab	Sounds a warning message when you need to make a left turn in slow moving traffic
Low speed trigger module	In the cab	In conjunction with reverse camera
Reversing camera	In the cab	Improve visibility of rear of vehicle whilst reversing
Spare bulb kit	In the cab	To replace faulty bulbs



Outside the Vehicle and ABS

Item	Location	Purpose
External warning alert*	Nearside of vehicle	To warn of a vehicle turning left
Front blind spot proximity sensors	Front of vehicle	Warns driver of vehicles, pedestrians or cyclists within the blind spot
Rear blind spot proximity sensors	Rear of the vehicle	Warns driver of vehicles, pedestrians or cyclists within the blind spot whilst reversing
Reversing alarm (can incorporate sensors and or a camera)	Rear of the vehicle	To warn of the vehicle reversing
Side scan detection kit*	Nearside step or wheel arch area	Detection of cyclists or pedestrians
Side under run guards	Fitted both sides	Prevent a cyclist going under wheels
Under run bars	Rear of the vehicle	Acts as a bumper and reduces fatalities to other drivers in event of a collision

* When the vehicle is left hand drive, these items should be fitted to the off-side of the vehicle.

FLEET OPERATOR RECOGNITION SCHEME (FORS)



What is FORS?

By having our FORS kits, you meet the vehicle specification requirements of FORS, a voluntary scheme for fleet operators that aims to raise the level of quality within fleet operations and to demonstrate which operators are achieving the standards.

The FORS standard is based upon legal compliance, safety, efficiency and environmental protection.

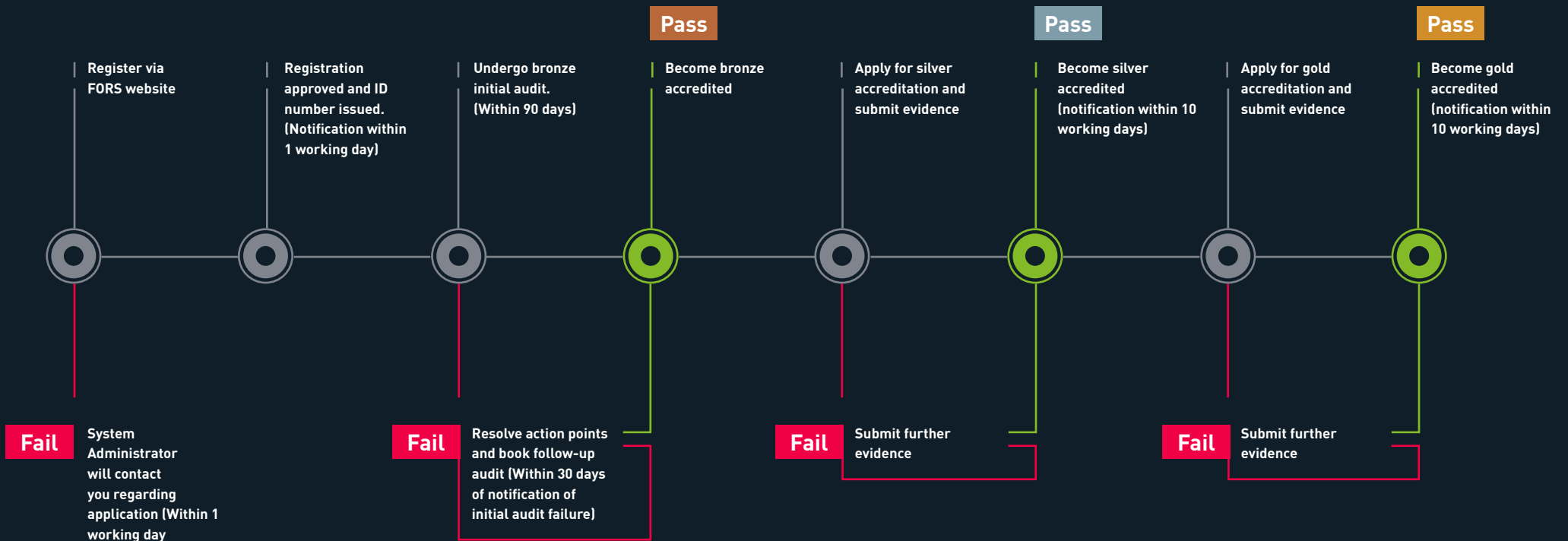
There are three levels of FORS certification:

- **Bronze** - a legally compliant operator that is following good practice
- **Silver** - high-quality operator that is committed to becoming safer, greener and more efficient
- **Gold** - exceptional operator that has met specific targets and is continuing to improve

The FORS compliance kits supply all of the equipment needed for you to reach all three certifications. FORS Bronze and Gold certification is time-limited and must be renewed on an annual basis following the initial audit, however FORS silver operators only need to undergo the re-certification every two years.

Companies with FORS compliance are now being offered free Vehicle Road User (VRU) warning signage, with an aim of drawing attention of VRUs, particularly cyclists, to the potential blind spot on the nearside of larger vehicles.

How do you achieve the FORS Standard?



How do you achieve the FORS Standard?

In order to achieve the FORS Standard for Bronze, Silver or Gold, your vehicle must meet the below requirements:

FORS Bronze

- Under Run Bars
- Class V1 Mirror (already fitted on all new vehicles)
- Cyclist Signage
- Fresnal Lens or Nearside Camera with in-cab display

Note: Fresnal Lens can be used instead of camera where pre-approved

FORS Silver

- Under Run Bars
- Class V1 Mirror (already fitted on all new vehicles)
- Cyclist Signage
- Left Turn Alarm (Spoken Warning with immobilizing relay switch)
- Front Blind Spot Proximity Sensors
- Rear Blind Spot Proximity Sensors
- Reversing Alarm
- Reversing Camera
- Nearside Camera
- 7 inch in-cab Display

FORS Gold

- Under Run Bars
- Class V1 Mirror (already fitted on all new vehicles)
- Cyclist Signage
- Left Turn Alarm (Spoken Warning with immobilizing relay switch)
- Front Blind Spot Proximity Sensors
- Rear Blind Spot Proximity Sensors
- Reversing Alarm
- Reversing Camera
- Nearside Camera
- 7 inch in-cab Display

What are the benefits?

Following certification, you will receive from the scheme administrator a certificate which will include the FORS logo, applicable scope of operations (location and vehicle types) and the certification body's logos.

The FORS logo allows potential customers to readily distinguish FORS operators from other operators. Users of fleet operator services may ask that their suppliers are FORS recognised.

CONSTRUCTION LOGISTICS AND CYCLIST SAFETY (CLOCS)



What is CLOCS?

By having our CLOCS kit, you will be fully compliant with the CLOCS Standard.

CLOCS looks out for vulnerable road users and aims to achieve a visionary change in the way the construction industry manages work related road risk.

CLOCS provides a framework that enables ownership in managing work related road risk, which can be adhered to in a constant way by fleet operators.

This can be achieved through three main workstreams:

- Improving vehicle safety through design and manufacture of safer new vehicles and fitment of appropriate safety equipment to existing vehicles.
- Addressing the safety imbalance in the construction industry through ensuring road safety is considered as important as health and safety on site
- Encouraging wider adoption of best practice across the construction logistics industry through taking best in class examples, developing a common national standard and embedding a new cultural norm

The CLOCS standard is a key step aiming to increase the understanding of road risks and collision trends in order for managers to learn from incidents, share lessons they have learned and manage potential risks.

How do you achieve the CLOCS Standard?

To achieve the CLOCS Standard, you must fit the following pieces of safety equipment:

- Under run bars
- Class V1 mirror (already fitted on all new vehicles)
- Cyclist signage
- Left turn alarm (spoken warning with immobilizing relay switch)
- Front blind spot proximity sensors
- Reversing camera
- Nearside camera
- 7 inch in-cab display

All of these are included in our CLOCS compliance kit.

What are the benefits?

The main benefits of meeting the CLOCS Standard include:

- Improving drivers' ability to see or detect VRUs (vulnerable road users), other road users and obstacles
- Warning VRUs of the dangers of being in close proximity to vehicles
- Warning VRUs and other road users of a vehicle manoeuvre
- Reducing the incidence and potential severity of collisions
- Potential to assist accident investigations and counter fraudulent insurance claims
- Potential to reduce theft (fuel and load)

LONDON SAFER LORRY SCHEME



What is the London Safer Lorry Scheme?

In line with the Mayor and Transport for London's commitment to make London's roads safer for all, The Safer Lorry Scheme has been launched in collaboration with London Councils and Heathrow Airport. At present, the most vulnerable road users are pedestrians, cyclists and motorcyclists.

The safety equipment in our London Safer Lorry Scheme kit will give you full compliance with the Safer Lorry Scheme.

The scheme ensures that only lorries with basic safety equipment fitted will be allowed on London's roads. With the scheme in place, most vehicles that are currently exempt from national legislation for basic safety equipment will have to be retrofitted. This includes construction vehicles, which are involved in a high number of fatal collisions with cyclists and pedestrians. In 2013, HGV's were involved in nine out of 14 incidents leading to cyclist fatalities.

How do you comply?

The Safer Lorry Scheme came into force on Tuesday 1 September 2015 and will be operated across London, 24 hours a day, seven days a week by the Metropolitan Police Service, City of London Police and the Driver and Vehicle Standards Agency.

To comply with the scheme, vehicles over 3.5 tonnes that are currently exempt from national legislation for basic safety equipment will have to:

- Be fitted with Class V and Class VI mirrors giving the driver a better view of cyclists and pedestrians around their vehicles
- Be fitted with side guards to protect cyclists from being dragged under the wheels in the event of a collision

Our London Safer Lorry Scheme compliance kit will allow you to meet these demands.


What are the benefits?

The Mayor and TfL's aim is to reduce the number of people killed or seriously injured on London roads by 40% by 2020 and with the Safer Lorry Scheme in place, this will help protect cyclists and pedestrians.

It is in drivers' best interests to comply with the scheme, as those found to be in charge of a non-compliant vehicle may be issued with a £50 Fixed Penalty Notice

The offence also carries a potential fine of £1000 at Magistrate's court
The Traffic Commissioner, who has the power to modify or suspend operator licenses, will also be notified of companies operating vehicles in breach of the scheme.

WHAT IS CROSSRAIL?



What is Crossrail?

The final specification covered by Bevan Vehicle Compliance Kits is Crossrail. The Crossrail specification is safety equipment needed to be fitted to a vehicle before it is delivered to a Crossrail site in London. The Bevan Vehicle Compliance Kit supplies all the necessary safety features to allow your vehicle onto a Crossrail site.

Whilst the specification only currently applies to London sites, cities including Birmingham, Sheffield, Cardiff, Manchester and Glasgow are expected to be included by the end of 2016.

The specification is strict - if any of the equipment is not fitted, the vehicle will not be allowed to access the site. For example, you are required to carry a spare bulb kit regardless of if your vehicle is fitted with LED lights- the site compliance regulators must tick a box to say you have one.

What do you require?

If you fall under the following category of vehicles, you will need Crossrail certification to access the worksite:

Heavy Goods Vehicles

- Small Lorries 3.5 to 7.5 T
- Medium to Large Lorries → 7.5 T
- Concrete Mixer
- 2/3 Axle Rigid
- Grab or Skip Lorry
- 4 or Multi Axle Tipper
- Articulated Low Loaders

Our Crossrail compliance kit provides all of the items listed below that are required as part of your Crossrail certification:

- Sidescan sensor system
- Low speed trigger module (enables sensors below designated speed)
- Turn indicator trigger for system activation
- Backchat speaking alarm with side turn warning for cyclists/pedestrians
- Near side camera
- 5" single camera system with audio IP68
- Reversing alarm
- Fire exit
- Spare bulb kit
- Cyclist signage
- Drug signage
- Beacon

What are the benefits?

You will receive a certificate as proof of your compliance to the Crossrail requirements.

These mandatory measures are producing both safer drivers and safer lorries, and passing these requirements will give you granted entry to Crossrail worksites, so no financial costs to individual contractors will be incurred.



BEVAN

VEHICLE COMPLIANCE KIT

The Bevan Vehicle Compliance Kits takes the problem out of your hands and gives you all the equipment needed to enter and operate on safely on worksites and roads in London.

If you'd like to find out more about the kit, are interested in having one, or have any queries, please get in touch and speak to a member of our friendly team today.

Get in touch

Call now on 0121 585 2960

Send us an email at info@bevangroup.com

**Bevan Group
Amber Way
Halesowen
West Midlands
B62 8AY**

